



Date		Project	
Type		Part Number	


ARCHITECTURAL LUMINAIRES BY RENO LIGHTING

PRISM Series

Architectural Troffer



Upgrade your lighting with our PRISM Series Architectural Troffer, designed for both style and functionality. Featuring an innovative angled lens, this troffer ensures even, glare-free light distribution, enhancing any commercial or residential space. Energy-efficient and durable, this LED solution combines modern aesthetics with optimal performance for all your lighting applications.



Product Features

- Designed for shallow plenum applications with a classic aesthetic
- The angled lens ensures even, glare-free light distribution
- Constructed with 22-gauge, cold-rolled steel, ensuring durability
- Matte white powder-coated finish
- Frosted polycarbonate Lens
- Optional PIR sensor available
- Damp Location suitable
- Operating Temperature: -4°F to +122°F (-20°C to +50°C)
- Rated lifetime L70: >100,000 hours
- 10 Year Limited Warranty

Key Specifications

Voltage	120-347V
Sizes	1x4, 2x2, & 2x4
Wattage	Selectable: 1x4: 20/25/30/40W 2x2: 20/25/30/40W 2x4: 30/40/50/60W
CCT	Selectable: 35/40/5000K
Lumens	Up to 7,800 lm
CRI	>80
Power Factor	>0.9
Beam Angle	110°
Dimming	0-10V Dimming
Mounting	T-Bar ceiling, Recessed
Application	Commercial, Offices, hospitals, Retail Facilities



Specifications- 1x4

Order#	Model	Wattage	Voltage	Lumens	Efficacy	CCT
R37011	RENO-14PTF-UNV/347-MWMCCT-HL	20W	120-347V	2,600 lm	130 lm/W	35/40/5000K
		25W	120-347V	3,250 lm	130 lm/W	35/40/5000K
		30W	120-347V	3,900 lm	130 lm/W	35/40/5000K
		40W	120-347V	5,200 lm	130 lm/W	35/40/5000K


Specifications- 2x2

Order#	Model	Wattage	Voltage	Lumens	Efficacy	CCT
R37012	RENO-22PTF-UNV/347-MWMCCT-HL	20W	120-347V	2,600 lm	130 lm/W	35/40/5000K
		25W	120-347V	3,250 lm	130 lm/W	35/40/5000K
		30W	120-347V	3,900 lm	130 lm/W	35/40/5000K
		40W	120-347V	5,200 lm	130 lm/W	35/40/5000K

Specifications- 2x4

Order#	Model	Wattage	Voltage	Lumens	Efficacy	CCT
R37007	RENO-24PTF-UNV/347-MWMCCT-HL	30W	120-347V	3,900 lm	130 lm/W	35/40/5000K
		40W	120-347V	5,200 lm	130 lm/W	35/40/5000K
		50W	120-347V	6,500 lm	130 lm/W	35/40/5000K
		60W	120-347V	7,800 lm	130 lm/W	35/40/5000K


Accessories - Mounting



R39211
RENO-RFK14
Recessed Flange Kit




R39212
RENO-RFK22
Recessed Flange Kit



R39213
RENO-RFK24
Recessed Flange Kit

Order#	Model	Description
R39211	RENO-RFK14	Recessed Flange Kit for 1x4 Fixtures
R39212	RENO-RFK22	Recessed Flange Kit for 2x2 Fixtures
R39213	RENO-RFK24	Recessed Flange Kit for 2x4 Fixtures

Accessories - Emergency Driver



R83001
RENO-EM-H15
Emergency LED Driver
(100-347V AC, 50-60Hz, 15W)

Order#	Model	Description
R83001	RENO-EM-H15	External Mount Emergency Driver, 15W Output, ≥90 Minutes Operating Time

Accessories - Standalone Sensor & Remotes



R74001
RENO-SENSOR-PIR-H
PIR Sensor



R73002
RENO-REMOTE-H
Remote Control for Standalone
Sensors (With Screen)




R73005
RENO-REMOTE-H-ECO
Remote Control for Standalone
Sensors (Without Screen)

Order#	Model	Description
R74001	RENO-SENSOR-PIR-H	PIR Sensor for Troffers and Flat Panels
R73002	RENO-REMOTE-H	Remote Control for Standalone Sensors (With Screen) Note: Only 1 needed per project
R73005	RENO-REMOTE-H-ECO	Remote Control for Standalone Sensors (Without Screen) Note: Only 1 needed per project

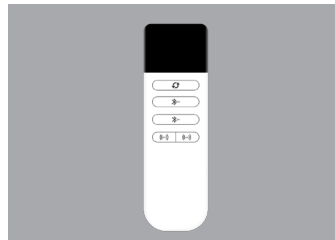
Accessories - Reno Smart NLC Sensors




R75003
RENO-RS-BPRN-12V
Bluetooth PIR Sensor for Troffers
and Flat Panels



R75201
RENO-RS-GW-BCNW
Bluetooth Ceiling mounted
gateway



R75301
RENO-RS-RC-BNNN
Bluetooth Reset remote controller



R75302
RENO-RS-RC-BNNG
Bluetooth 7-Key Smart Wall Switch

Order#	Model	Description
R75003	RENO-RS-BPRN-12V	Bluetooth PIR Sensor for Troffers and Flat Panels
R75201	RENO-RS-GW-BCNW	Bluetooth Ceiling mounted gateway
R75301	RENO-RS-RC-BNNN	Bluetooth Reset remote controller (5-keys)
R75302	RENO-RS-RC-BNNG	Bluetooth 7-Key Smart Wall Switch

****All Reno Smart Sensors are programmed/commissioned using our Reno Smart App**



Dimensions

