

Date		Project	
Type		Part Number	



ALL-IN-ONE PERFORMANCE LIGHTING

OPS Series

Traditional Wall Pack

The OPS Series PRIME LED Traditional Wall Pack is uses industry-leading LED chips and drivers to deliver a quality, energy saving lighting solution. It is also designed for an easy install, directly fitting onto existing electrical boxes, making it the contractor's choice when replacing older high pressure sodium and metal halide wall packs.



PRODUCT FEATURES

- DLC Premium
- Rated IP65
- Powder coated black
- Aluminum Alloy & Glass Lens
- 30% Slimmer Design
- Operating temperature: -40°F to +122°F (-40°C to +50°C)
- Even Light Dispersion and Reduced Glare
- Available Flushmount DC Sensor
- Easy Installation & Maintenance
- Rated Lifespan: L70 ~100,000 hrs
- Custom colours available
- 10 year limited warranty

KEY SPECIFICATIONS

Voltage	120-347V
Wattage	Selectable Wattage: R1 - 30/40/50W R2 - 45/60/75W R3 - 72/96/120W
CCT	Selectable: 3500K, 4000K, 5000K
CRI	>80
Power Factor	>0.9
Lumens	Up to 16,200 lm
Beam Angle	110°
Dimming	0-10V
Mounting	Surface, Wall
Applications	Commercial, Hospitals, Warehouse, Schools




SPECIFICATIONS

Order#	Model	Wattage	Voltage	Lumens	Efficacy	CCT	Finish
R51024	RENO-WP-MW-DV-R1	30W/40W/50W	120-347V	4,050/5,400/6,750lm	135lm/W	30K/40K/50K	Black
R51025	RENO-WP-MW-DV-R2	45W/60W/75W	120-347V	6,075/8,100/10,125lm	135lm/W	30K/40K/50K	Black
R51026	RENO-WP-MW-DV-R3	72W/96W/120W	120-347V	9,720/12,960/16,200lm	135lm/W	30K/40K/50K	Black
R51029	RENO-WP-MW-DV-R2-WH	45W/60W/75W	120-347V	6,075/8,100/10,125lm	135lm/W	30K/40K/50K	White


DLC CERTIFICATION

Order#	Model	Application	DLC Standard	DLC Premium
R51024	RENO-WP-MW-DV-R1	Outdoor Non-Cutoff and Semi-Cutoff Wall-Mounted Area Luminaires	–	S-X6N82F
R51025	RENO-WP-MW-DV-R2	Outdoor Non-Cutoff and Semi-Cutoff Wall-Mounted Area Luminaires	–	S-NIOL7B
R51026	RENO-WP-MW-DV-R3	Outdoor Non-Cutoff and Semi-Cutoff Wall-Mounted Area Luminaires	–	S-ZVGF0R
R51029	RENO-WP-MW-DV-R2-WH	Outdoor Non-Cutoff and Semi-Cutoff Wall-Mounted Area Luminaires	–	S-NIOL7B


ACCESSORIES



R59009
RENO-WP-SP
10KA Surge Protector




R59007
RENO-WALL-PACK-WIRE-GUARD
Wall Pack Wire Guard



R59008
RENO-WP-SHIELD
Wall Pack Shield

Order#	Model	Description
R59009	RENO-WP-SP	10KA Surge Protector
R59007	RENO-WALL-PACK-WIRE-GUARD	Wall Pack Wire Guard (R1&R2&R3)
R59008	RENO-WP-SHIELD	Wall Pack Shield (Can be painted to match white)

ACCESSORIES – SENSORS

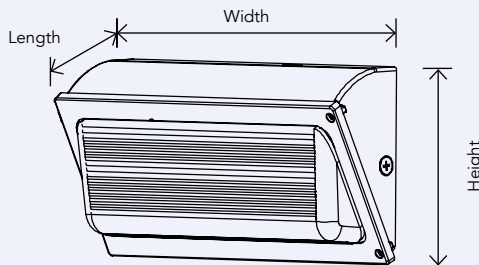


R59101
 RENO-WP-PS
 DC Button Photocell

Order#	Model	Description
R59101	RENO-WP-PS	DC Button Photocell

DIMENSIONS

R1/R2/R3



Width:	14" (355.6 mm)
Height:	8.8" (223.5 mm)
Length:	4.8" (120 mm)
Weight:	7.5 lbs (3.4 kg)